
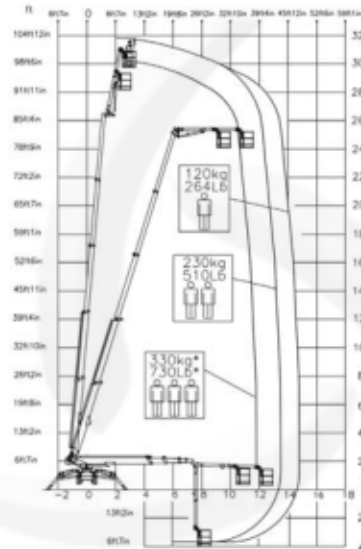


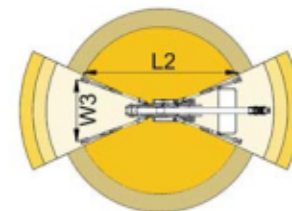
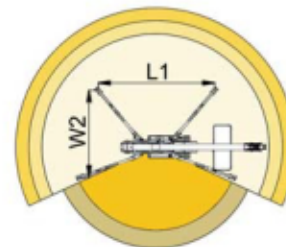
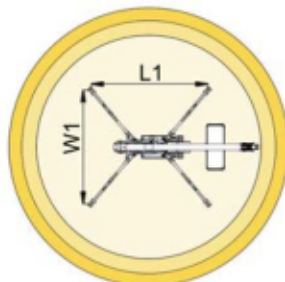
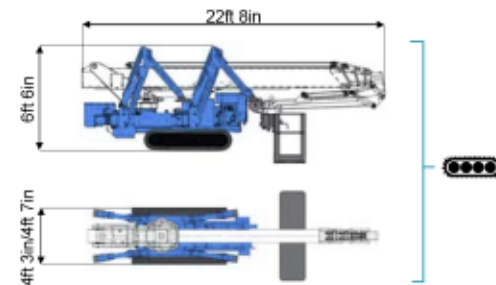
XTJ 105



104ft 12in ↑
46ft 11in →
730 lb*



*optional



38ft 5in	43ft 8in	46ft 11in	27ft 7in	32ft 10in	L1	L2	W1	W2	W3
730 lb*	510 lb	264 lb	730 lb*	264/510 lb	16ft 10in	21ft 2in	15ft 7in	12ft 5in	9ft 3in

BI-ENERGY
Diesel+AC



XTJ 105 104ft 12in 46ft 11in 730 lb* 170° 660° 5ft 11inx2ft 4in 90°+80° 9ft 3in/15ft 7in 16% 38% 2,49 mph 13095 lb 7868 lb 50,75 psf 99,83 psf



COMPANY WITH
QUALITY SYSTEM
CERTIFIED BY DNV GL
= ISO 9001 =